



Rural Services Survey

Essex

2008

*Report by
Suzanne Harris BSc (Hons)
Rural Community Council of Essex*

Contents

Page Number

An Introduction
An Overview
Key Issues Identified

ANALYSIS OF THE DATA

Section One : Shops and Other Services
Section Two : Medical and Care
Section Three : Places of Worship
Section Four : Communication and Information Services
Section Five : Recreation and Social Facilities
Section Six : Transport
Section Seven : Crime Prevention
Section Eight : Community Consultations and Planning Policy

APPENDICES

Appendix One : Comments made in free text
 Comments about provision of services in the parish
 Comments about the survey
Appendix Two : The Survey Questionnaire
Appendix Three : Responses
 Parishes Responding
 Parishes Not Responding

Report issued Spring 2009

PLEASE NOTE:

Future revised editions of this report are expected to be issued. Should you require information relating to questions included in the survey (see appendices) but not included in the report, please contact Suzanne Harris at Rural Community Council of Essex – suzanne.harris@essexrcc.org.uk or 0844 477 3938.

Introduction

This survey was commissioned by the Essex Rural Partnership, funded by Essex County Council and conducted and analysed by Rural Community Council of Essex.

The survey achieved a response rate of 65%. This figure takes into account all parishes, including those with population greater than 10,000.

An Overview

Distribution

This survey was distributed in March 2008 to all 279 parishes in Essex.

The survey was sent to Parish Councils, via their Parish Clerks. In the first instance the survey was distributed by e-mail, for all parishes where an e-mail address was held on file by Rural Community Council of Essex. E-mail notifications were also sent by Essex Association of Local Councils. Further to the e-mail notices, hard copies of the survey were sent to all 279 parishes.

After a period of two weeks telephone calls were made and additional e-mails were sent to encourage responses. Responses received after the formal deadline of 14 March were included in the final results. Due to time taken to process data it was possible to include all responses received, however late, before analysis was commenced.

Responses

Completed surveys were returned by 180 parishes. This equates to a response rate of 65%.

Of these 180 responses, 5 were from parishes with a population greater than 10,000; these were:

Halstead	Braintree District
Hawkwell	Rochford District
Great Baddow	Chelmsford District
Maldon Town	Maldon District
Billericay Town	Basildon District

The response rate for parishes with population of 10,000 or less rises to 67%.

Responses by district were as follows:

<i>District</i>	<i>Responses</i>	<i>Total Parishes in District</i>	
			%
Basildon	3	7	43
Braintree	37	54	69
Brentwood	7	9	78
Chelmsford	20	27	74
Colchester	21	31	68
Epping Forest	11	24	46
Maldon	20	30	67
Rochford	7	14	50
Tendring	17	27	63
Uttlesford	37	56	66
	180	279	65%

No responses were received from the following districts, all deemed to be of a predominantly urban nature:

- *Castle Point*
- *Harlow*
- *Southend*
- *Thurrock*

When looking at parishes below 10,000 population, those returning questionnaires represented parishes of populations between **61 and 8,305**; whilst those not returning questionnaires represented parishes of between **54 and 8,909** population.

Key Issues Identified

In Essex :

There have been 37 Post Office closures over the last 5 years

There have been 61 shop closures over the last 5 years

In **Braintree 4 pubs** have closed and in **Chelmsford 5 pubs** have closed.

In terms of general trends, most closures have been in: **Braintree, Chelmsford, Maldon, Tendring and Uttlesford.**

Section One : Shops and Other Services

POST OFFICES

It should be noted that the survey was distributed in March 2008; regrettably this coincided with the implementation of some Post Office closures identified through consultation (as part of the Network Change Programme) in October/November 2007. Essex was subject to a further consultation under this same programme in May 2008. This resulted in a further 5 closures, although none of them in parished areas included in this survey.

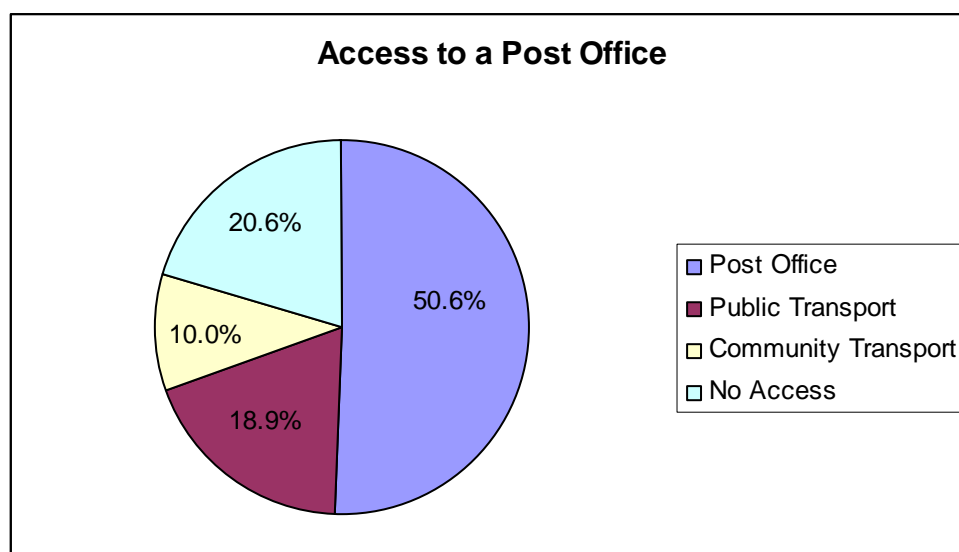
There have been 37 Post Office closures over the last 5 years

91 parishes have a Post Office within their boundary.
89 parishes do not have a Post Office (49%).

34 of these 89 parishes **do** have public transport to a Post Office, leaving 55 (31% of the responding parishes in Essex) with no Post Office and no public transport to access one.

The table below shows which parishes have access to a Post Office and whether this is by having one in the parish, or by ability to access via public or community transport.

	Post Office in Parish	Access via Public Transport	Access via Community Transport	Total with Access	Total without Access	Percentage with Access
Basildon	3	-	-	-	0	100%
Braintree	20	5	6	31	6	84%
Brentwood	4	1	1	6	1	86%
Chelmsford	10	4	1	15	5	75%
Colchester	11	3	1	15	6	71%
Epping forest	4	2	0	6	5	55%
Maldon	9	2	3	14	6	70%
Rochford	4	1	1	6	1	86%
Tendring	13	2	1	16	1	94%
Uttlesford	13	14	4	31	6	84%
TOTAL	91	34	18	143	37	79.4%

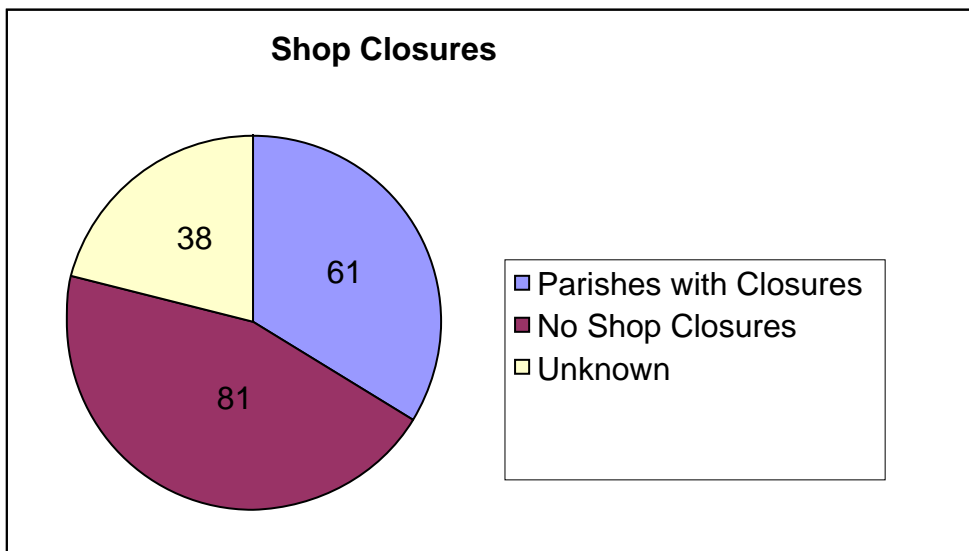


There have been 61 parishes with shop closures over the last 5 years

81 parishes have not experienced any shop closures

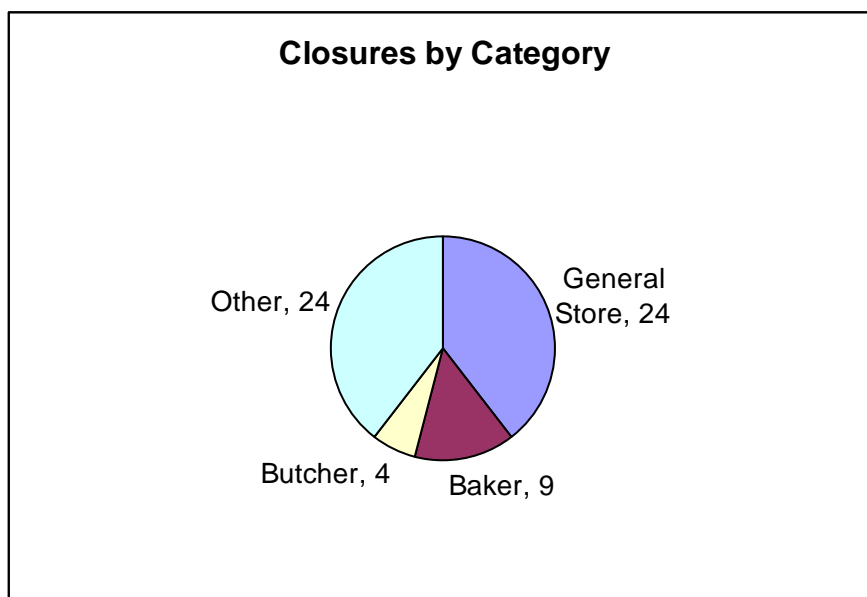
38 parishes declared this information 'unknown' or did not respond in any way.

43% of parishes lost a shop of some kind (based on the number of responses 'yes' or 'no' to the question).



Number shown are actual numbers

Amongst the 61 parishes experiencing closures, 24 parishes lost a general store; 9 lost a bakers; 4 lost a butchers shop. *Some of these parishes lost other shops in addition to these, but this demonstrates the type of shop most frequently closed.*



17 parishes were left with no shops, as a result of closures in the last five years. 6 parishes have been left with one shop (but 4 of those have lost a general store)

5 parishes have been left with two shops, and 5 left with three shops (but 3 of those lost a general store)



GENERAL STORES

52% parishes have a shop selling general goods

93 parishes have a shop selling general goods

87 parishes (48%) are without a general store (20 in Braintree, 9 in Chelmsford, 10 in Maldon, 24 in Uttlesford)



44 of those without a General Store have public transport which enables them to access one – this equates to 51% of those without a store.

43 Parishes remain without shop or public transport to access one (24% of whole)

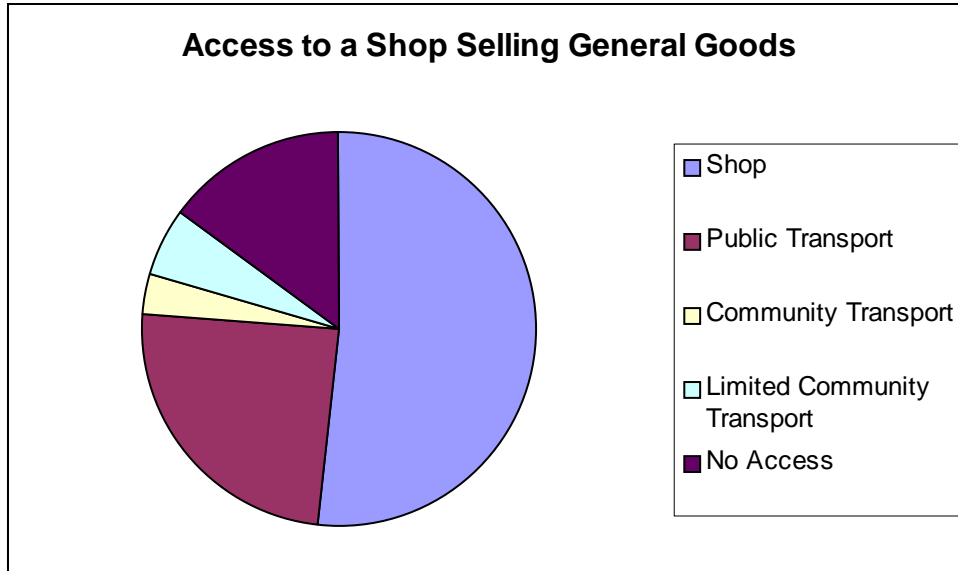
Braintree	11	30%
Brentwood	1	14%
Chelmsford	6	30%
Colchester	5	24%
Epping	3	27%
Maldon	7	35%
Rochford	2	29%
Uttlesford	8	22%

6 of these have some form of community transport which could enable access to shops – eg weekly shopping bus. This still leaves 37 parishes without regular access to a shop selling general goods, of which 4 have access to a community mini-bus and 6 have dial-a-ride services.

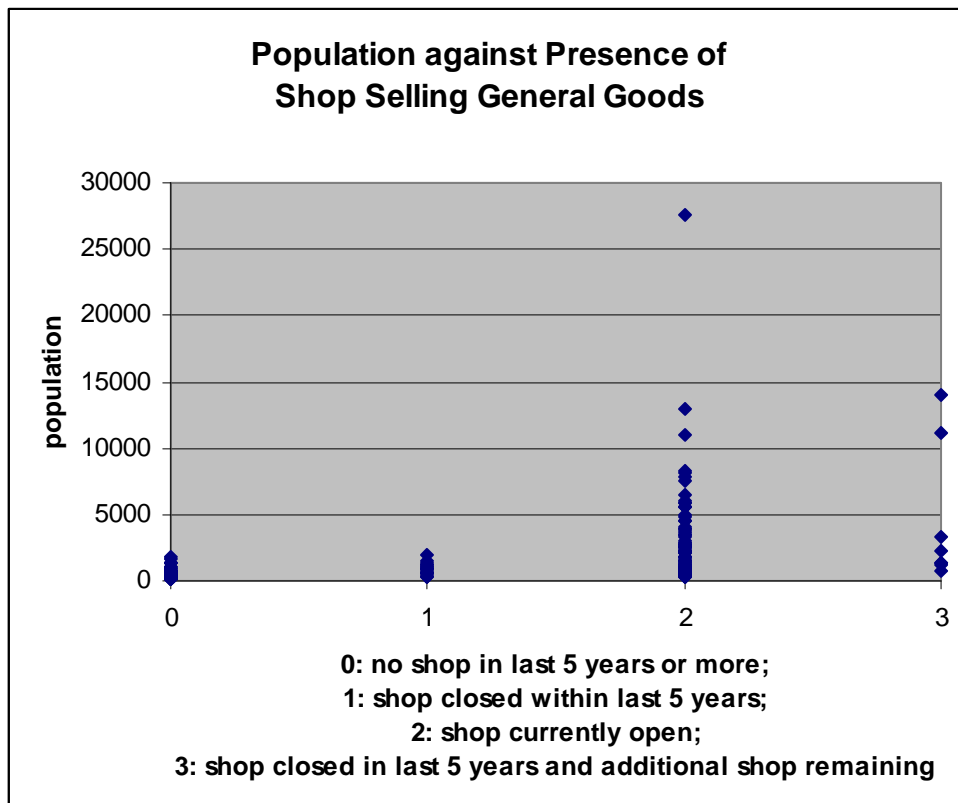
27 Parishes remain with no shop, public transport or community transport

Braintree	3	8%
Brentwood	1	14%
Chelmsford	6	30%

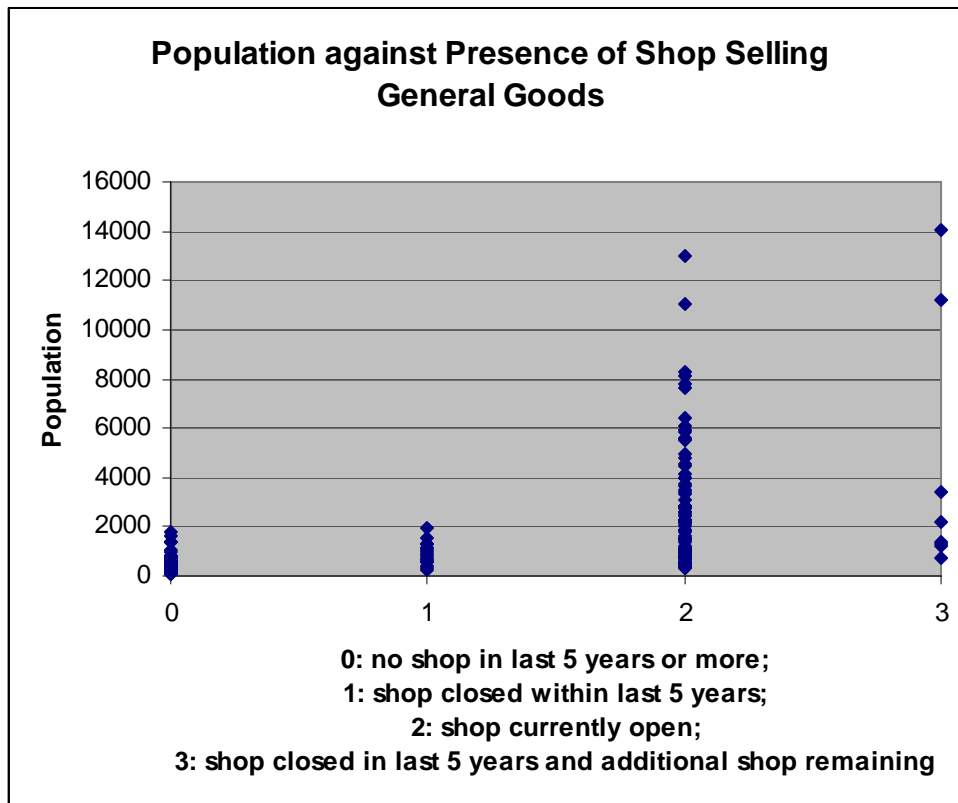
Colchester	3	14%
Epping	3	27%
Maldon	5	25%
Rochford	1	14%
Uttlesford	5	14%



Chelmsford, Maldon and Uttlesford have the greatest number of parishes without access to a shop, although in percentage terms it is **Chelmsford, Epping Forest and Maldon** which all have **over 20% without access**.

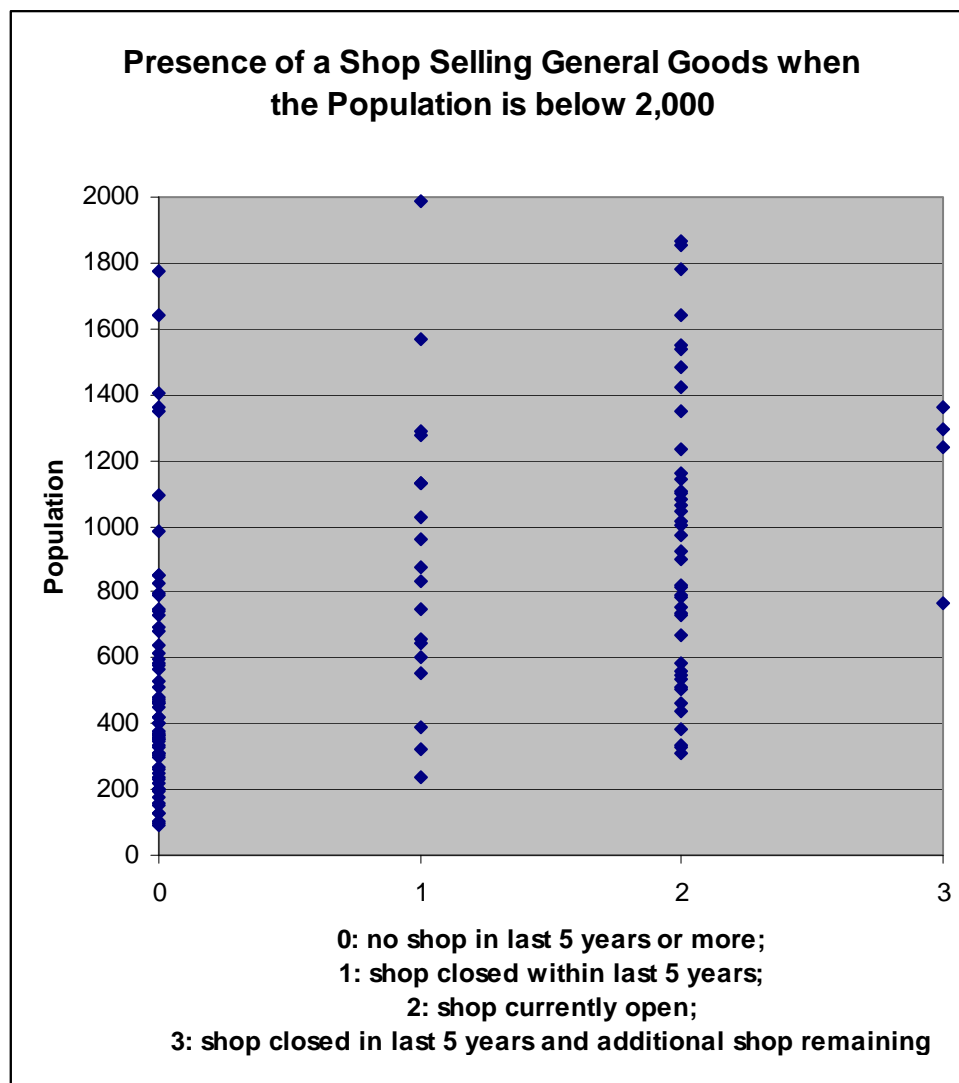


All populations



Populations under 15,000

This graph shows that shop closures which left a parish without a store selling general goods, were all in parishes with population below 2,000; where closures were in parishes with higher populations there is a further store remaining (this may have been in competition or may have opened since the closure had taken place). This shows that parishes with a population of over 2,000 are commonly able to sustain a shop selling general goods.



Populations below 2,000

This graph shows that whilst closures lessen when population rises above 1,000, the presence of shops also lessens above this population size – meaning that proportion of closures does not alter to such a significant level. Populations below 250 do not seem able to sustain a shop in any location in Essex. The lesser prevalence of shops selling general goods when population reaches above 1,000 cannot be explained from the data, but it is possible that this may bear some relation to the proximity of such parishes to larger settlements (where supermarkets and larger stores are more likely to be found).

MOBILE GROCERIES

77 of 163 (47%) parishes have milk & dairy deliveries

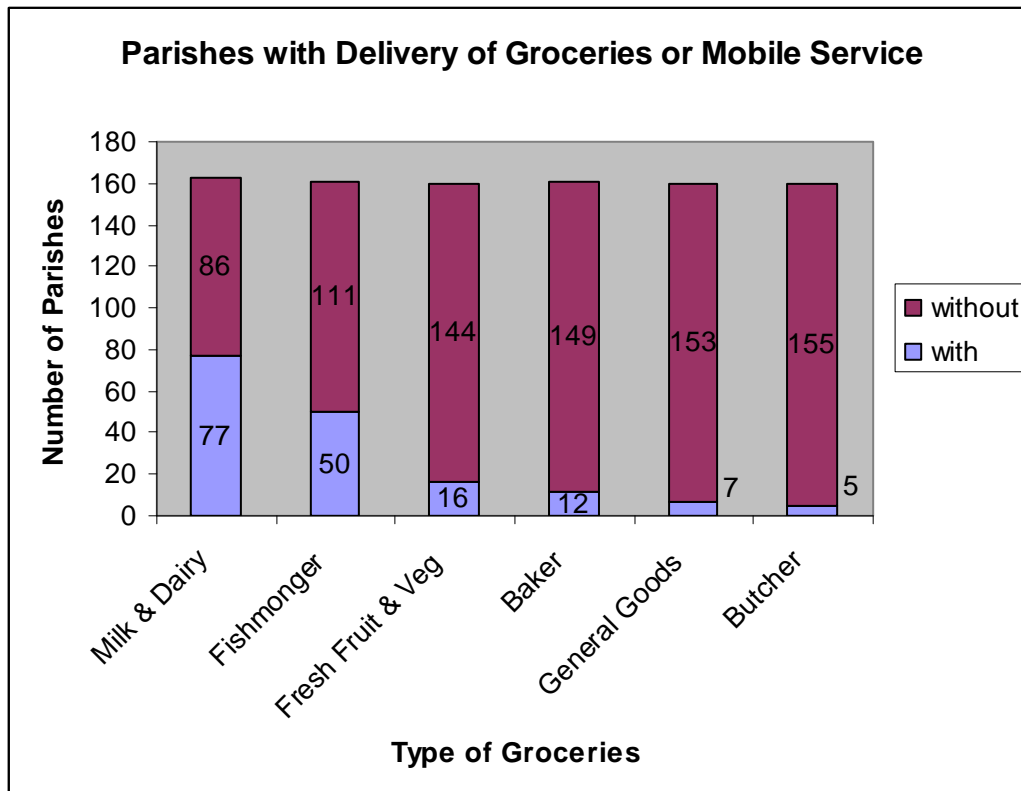
50 of 161 (31%) have mobile fishmonger

16 of 160 (10%) have mobile fresh fruit & veg

12 of 161 (7%) have mobile baker

7 of 160 (4%) have general goods mobile visits

5 of 160 (3%) have mobile butcher



Braintree, Colchester and Uttlesford have high actual and percentage number of parishes benefiting from mobile services, whilst in Chelmsford only 25% of parishes benefit, and in Maldon only 40%.

FOOD OUTLETS

Public Houses

154 (86%) of parishes have at least one pub

Of those, 22 parishes have a pub which doesn't serve hot food, but in total this leaves only one parish without a pub serving hot food, as the remaining 21 have a second pub in the parish.

Impact of Population Size

In parishes with a population of under 500: 7 of 37 have more than one pub 19%

In parishes with a population of 500-1000: 14 out of 41 have more than one pub 34%

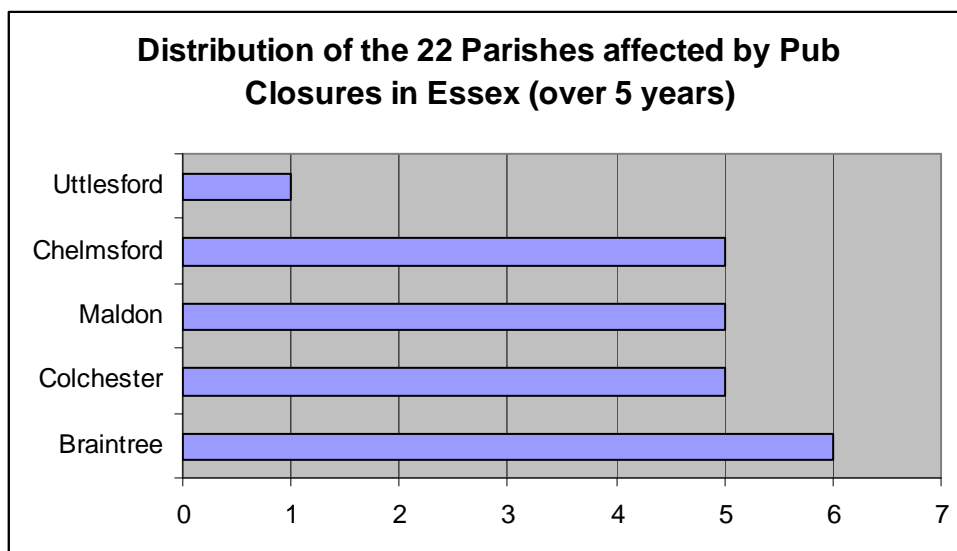

This suggests that parishes with a population greater than 500 are more likely to be able to sustain a pub in the parish. The survey does not take into account other factors affecting viability of such a business, eg proximity to major roads and distance from competing businesses, which may also have an impact.

Pub Closures

26 pubs have closed down in the last 5 years. Of these, **6 parishes have lost their last pub** (2 in Chelmsford, 2 in Maldon, 1 in Braintree and 1 in Colchester)

12 pubs in 11 parishes closed in parishes with less than 1,000 population

The areas with highest number of closures are Braintree, Chelmsford, Colchester and Maldon, all with between 5 and 8 closures; one pub also closed in Uttlesford.



Cafes and Restaurants

52 of 178 parishes (29%) have a café.

12 in Braintree; 9 in Chelmsford; 6 in Tendring; 8 in Uttlesford.

Takeaway Food Outlets

49 of 178 parishes have a takeaway food outlet (28%).

Only 2 have population under 500 and 4 have a population under 2,000.

40 of the 49 (over 80%) have a population over 1,000.

The geographical spread is as follows:

13 in Braintree

7 in Chelmsford

8 in Tendring

5 in Uttlesford

4 in Maldon

3 in Rochford

23 of 179 have a food/drink outlet, not classed as a café, restaurant or takeaway.

FINANCIAL SERVICES

Banks

11 parishes confirmed that they have at least one bank or building society but did not specify the number

6 have 1

3 have 2

1 x 4

1 x 5

1 x 8

A total of 23 parishes have a bank or building society = 17%

157 parishes do not have a bank or building society

Cash / ATM

A total of 59 parishes have a bank or an ATM to access cash. This is 33%, leaving 67% without access to an ATM or bank.

No shop, PO or cash:

The survey data can be combined to see which areas suffer from a combined lack of services. With the view that people need access to money and to a shop from which to buy food and basic household goods, the following data shows areas which suffer from a lack of a shop, post office and bank or ATM. A total of 75 parishes (42%) do not have these three services within their parish boundary. The absence of services is most prevalent in Epping Forest, where 64% of parishes do not have all three services.

	None	responses	%
Epping	7	11	64
Uttlesford	21	37	57
Maldon	10	20	50
Chelmsford	9	20	45
Brentwood	3	7	43
Braintree	14	37	38
Colchester	7	21	33
Rochford	2	7	29
Tendring	2	17	12
Basildon	0	3	0
	75	180	42

Recycling

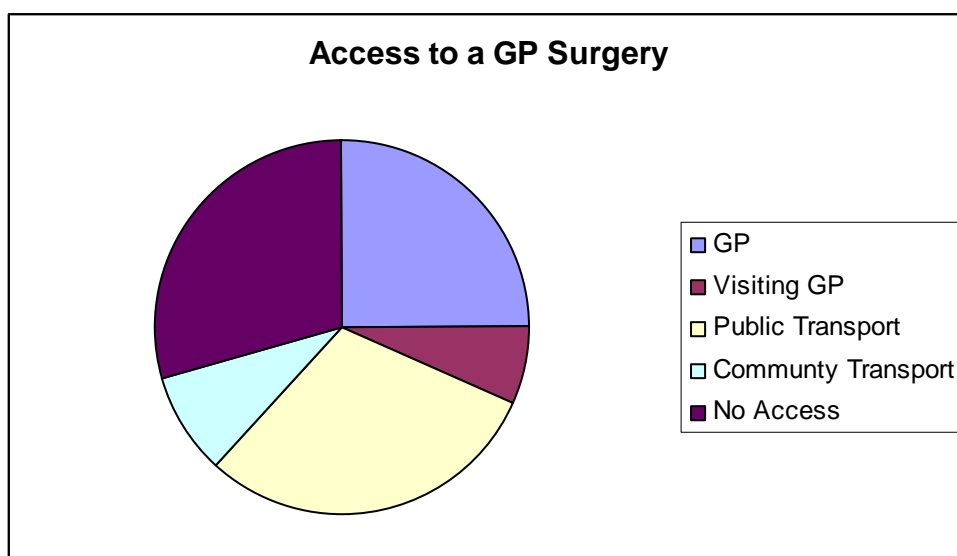
On the whole there does not appear to be any discrepancy regarding frequency or type of collection within any district, based on size or location. There are however, some variances between districts/boroughs; the survey suggests that:

- Rochford do not collect cardboard for recycling
- Maldon and Rochford do not collect cardboard or plastics for recycling
- Uttlesford and Tendring do not collect glass for recycling

Maldon, Rochford, Uttlesford and Tendring do not appear to collect garden waste across entire districts, although it is difficult to identify a pattern to this.

Section Two : Medical and Care

GENERAL PRACTITIONERS



45 parishes have a permanent GP surgery and an additional 12 have regular visits from a visiting GP in a part-time surgery.

54 have accessible public transport and an additional 16 have access to community transport which may enable them to reach a GP surgery.

53 parishes have no access to a GP surgery – 29%. Without the contribution of community transport this figure is almost 40% (38.3%).

20 of these 53 parishes have a journey distance of between 4 and 8 miles to the nearest GP surgery. An additional 17 have a journey of 3 miles or greater.

There are 8 parishes in Uttlesford and 9 in Maldon which do not have transport. The 16 parishes assisted by community transport have journeys of between 2 and 8 miles.

DENTAL SERVICES

23 parishes have a dental surgery within them (14%). The remaining 157 parishes have journeys of up to 12 miles (availability of transport was not explored).

Opticians

12 / 180 have an optician

7% have an optician

7 of those have population over 5,000 only one under 1,000

Of 168, 7 have not stated distance, leaving 161

116 have distance of 2 – 5 miles, 45 have 6 – 12 miles

Chiropidist

37 / 167 have chiropodist incl mobile service : 22%

6 in Maldon
9 in Tendring

Hospital

17 in Braintree with over 10 miles to A&E and no pub trans	17	37	46%
3 in Brentwood as above	3	7	43%
2 in Epping as above	2	11	18%
14 in Maldon as above	14	20	70%
2 in Tendring as above	2	17	12%
14 in Uttlesford as above	14	17	83%

A&E

To be added

Community Hospital

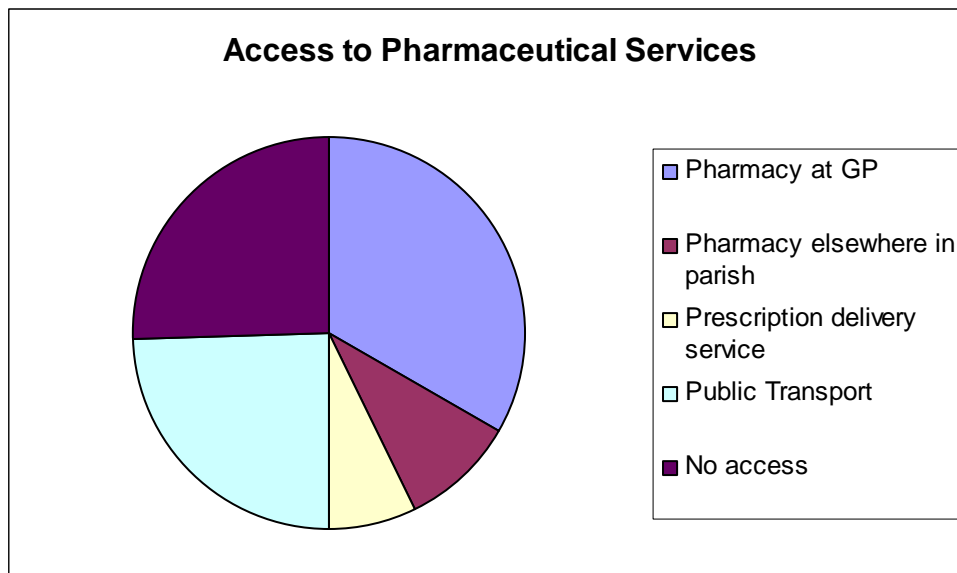
To be added

PHARMACEUTICAL SERVICES

60 parishes benefit from a pharmacy at a GP surgery in the parish. An additional 17 have an independent pharmacy in parish.

13 parishes have prescription delivery services operating – 10 are run by the GP/pharmacy and 4 by volunteers (one parish benefits from both, making the total 13).

44 parishes have public transport access to a pharmacy.



46 parishes have no access via public transport to pharmaceutical services. The highest concentration of such parishes is in Uttlesford, Braintree, Maldon and Chelmsford, although there is good provision of community transport across the county to aid access.

2 parishes remain with significant access difficulties; these have no pharmacy in the parish and no available transport identified and are both in Maldon district. They are named as:

- Tolleshunt Knights – 3 miles to nearest
- Ulting – 3 miles to nearest

Residential Homes

49 / 179 have a residential home which is mainly for the elderly

20 / 178 have a residential home which is mainly for those with learning or physical disabilities

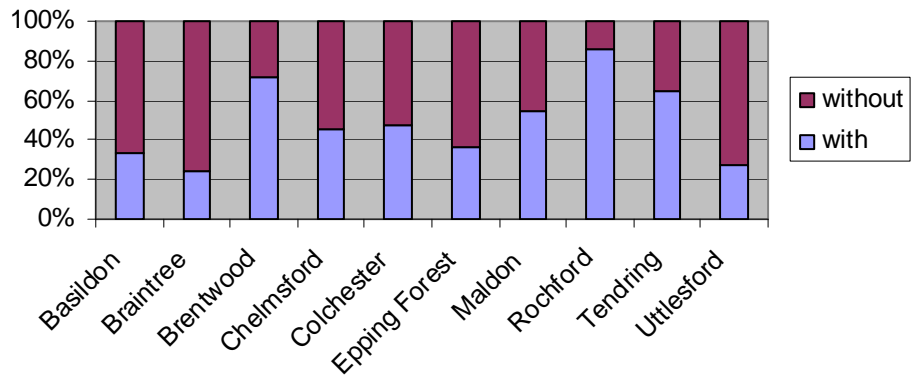
15 parishes have one or more residential homes satisfying both needs.

42 / 179 have sheltered housing

15 / 179 have a day centre

105 parishes have none of the above, 27 of those are in Uttlesford

Percentage of parishes in each District/Borough with Residential Homes (of various types)



Section Three : Places of Worship

171 of 179 have at least one church

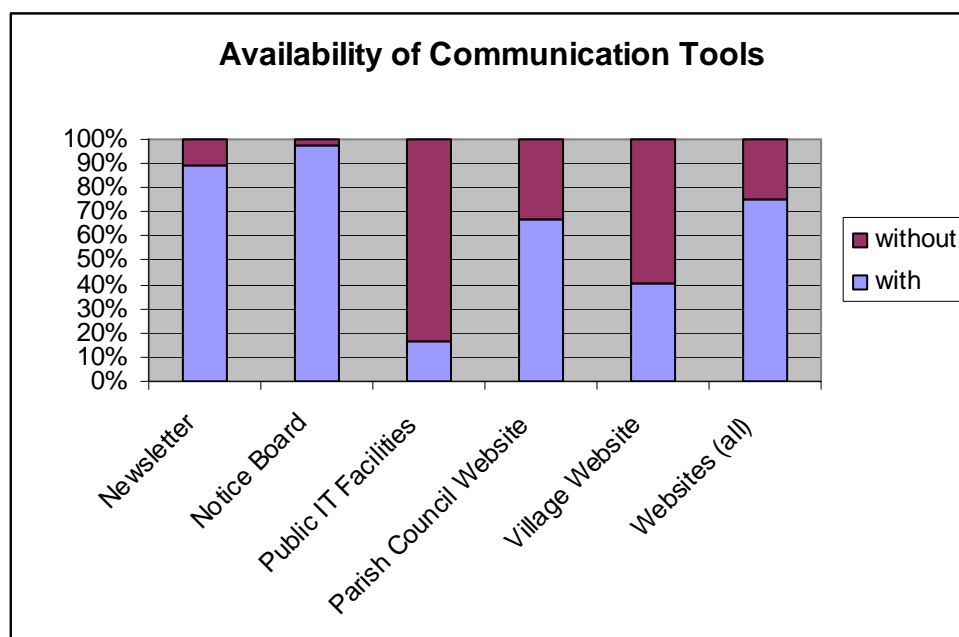
59 / 180 have a chapel

Of those with neither church nor chapel, one is planning to build a church (Great Notley, Braintree) and one has a Salvation Army presence (Mashbury, Chelmsford).

Additional religious presences listed included:

- Methodist Church
 - Pentecostal Church
 - United Reform Church
 - Salvation Army
 - Buddhist Retreat
 - 3 Quaker Meeting Houses
 - Community Church
 - Penial Academy
 - Brethren Halls
 - Roman Catholic use of Church of England buildings
 - Christian Growth Centre
 - Activities in school/village halls
-

Section Four : Communication and Information Services



95 parishes have a parish council newsletter, whilst an additional 61 have a village newsletter (there are 119 village newsletters in total) and a further 4 have a church magazine. This means that a total of 160 parishes have some form of newsletter available to residents.

This leaves 20 parishes with no newsletter of any kind.

7 of these have a population of over 1,000; 4 have a population of between 500 and 1,000, and 11 have a population of under 500.

5 of the 20 parishes are in Braintree, 5 in Tendring and 5 in Uttlesford.

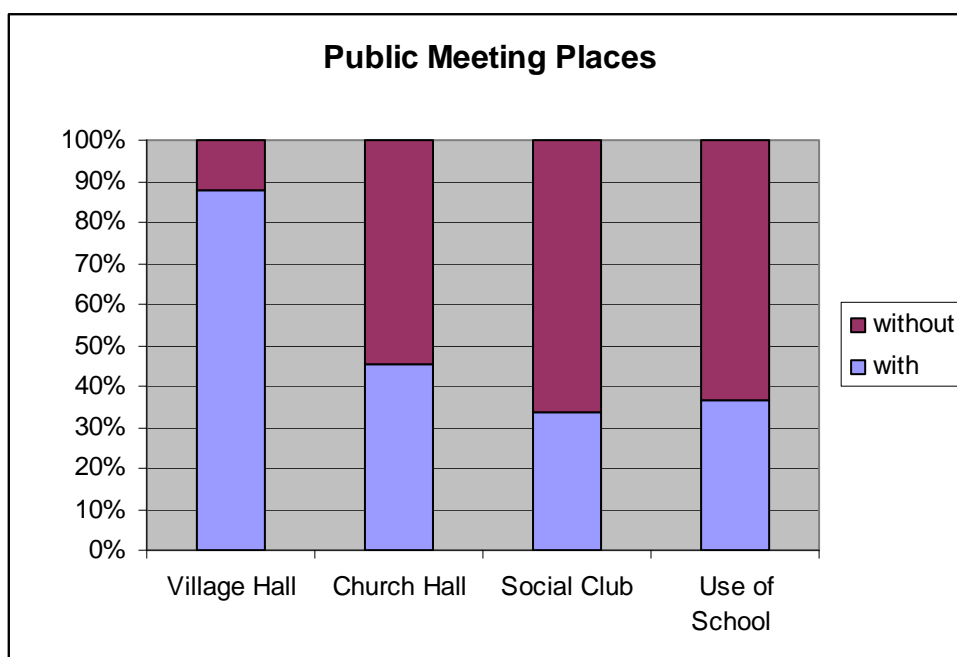
176 parishes have at least one notice board. 3 parishes in Epping Forest do not have a notice board – Epping Upland, Stapleford Tawney and Theydon Garnon.

1 parish did not respond to the question.

30 parishes have public computer/internet facilities. There does not appear to be any pattern in terms of population or location.

120 parishes have a parish council website (67%) and 73 parishes have a village website (41%). *These figures include 57 parishes which have both (32%).*

Section Five : Recreation and Social Facilities



- 158 parishes have a Village Hall
- 82 parishes have a Church Hall
- 61 parishes have a Social Club
- 66 parishes have a School Hall which is available for public events

Railway sheds, Scout huts and Sports pavilions were amongst the other venues identified by 30 parishes as public meeting places.

There are 8 parishes which do not have a village hall, church hall or social club; of these 3 have a school hall which can host public events; however the nature and timing of such events may be limited.

Only two of these parishes have populations greater than 500: Highwood and Epping Upland.

District	Popn	Parish	Use of school hall	Other comments
Chelmsford	584	Highwood	Yes	
Epping	790	Epping Upland	Yes	LOCAL CHURCH IS OFTEN USED
Maldon	134	Ulting	No	
Maldon	128	Little Braxted	Yes	
Uttlesford	<250	Chickney	No	
Uttlesford	310	Little Bardfield	No	
Uttlesford	193	Margaret Roding	No	
Uttlesford	310	Little Dunmow	No	Village Hall/School to be built

Section Six : Transport

This section will be added and a revised version of this report issued at a later date.

Please see the appendices to view the questions asked by the survey.

Please also note that some transport information has been included in previous sections, combined with data for the service to which it is providing access.

If you require information regarding the responses to these questions in advance of the issue of the revised report, please contact Suzanne Harris at Rural Community Council of Essex, suzanne.harris@essexrcc.org.uk or 0844 477 3938, for assistance.

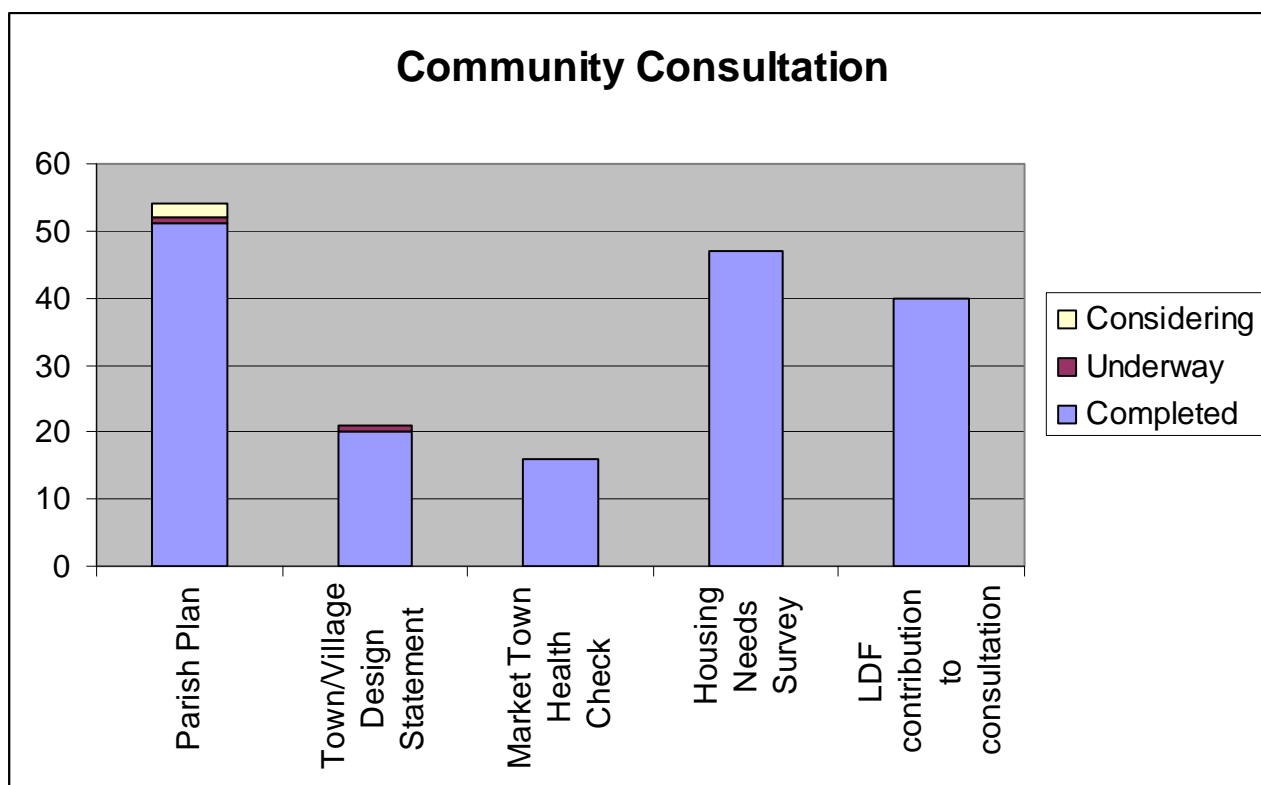
Section Seven : Crime Prevention

This section will be added and a revised version of this report issued at a later date.

Please see the appendices to view the questions asked by the survey.

If you require information regarding the responses to these questions in advance of the issue of the revised report, please contact Suzanne Harris at Rural Community Council of Essex, suzanne.harris@essexrcc.org.uk or 0844 477 3938, for assistance.

Section Eight : Community Consultations and Planning Policy



- 51 have completed a Parish Plan
- 20 have completed a Town or Village Design Statement
- 16 have completed a Market Town Health Check
- 47 have completed a Local Housing Needs Survey
- 40 have contributed to their Local Development Framework (LDF) Consultation

Of the 40 parishes contributing to LDF consultations, distribution was as follows:

- 57% Rochford
- 41% Tendring
- 40% Chelmsford
- 30% Maldon
- 22% Uttlesford

11 parishes who had not carried out any local consultation had considered doing so. Interestingly, all of these 11 parishes had responded to LDF consultations.

Reasons given as to why reviews not undertaken:

A Tendring parish	The work involved is considerable and the real value is if the outcome of such work is taken on board by the principle authority - the District council. This they are not prepared to do, other than to pay lip service.
A Chelmsford parish	Submitted a Local Development Framework for Danbury awaiting ne Planning Law with Chelmsford Borough Council. Parish Plan

	completed 4 years ago with Parish Action Plan now deciding on how to review plan.
A Maldon parish	NOT INTERESTED IN DESIGN STATEMENT We have a new estate of 96 houses we cannot get these people interested in anything
An Uttlesford parish	Considered And Dismissed we are small community and don't feel the need for bureaucracy -
An Uttlesford parish	Before the development of [new development named], the Parish Council did not think it beneficial to consider any of the above (apart from the LDF)

Appendix One:

Comments made in free text by those completing the survey questionnaires

Comments about provision of services in the parish:

we have the same problems as every other small village NOT ENOUGH POLICE PRESENCE / SPEEDING / DAMAGED VERGES
We consider all residents needs and attempt to do all the things suggested. We are a spread out community consisting of three wards, Duton Hill, Great Easton and Tilty
We are quite fortunate as compared to others, but part of this is the large increase in population during the summer months when our 4,000 grows to 24,000
We are more fortunate than many parishes most common complaint is lack of transport to facilities outside the village after about 6 pm We do have youth club but this cannot meet all the needs of young people. Also older residents have to rely on cars to
We are currently asking the local District Council to reconsider the new concessionary bus pass times. Currently residents can use the bus from 9.00am but under the new scheme - wef 1 April - this will be deferred to 9.30am. Bus times are: 9.14am then 11
We are a bit of a strange parish as although we are tiny with only about 650 electors, we are effectively the town centre for a community of about 8,000 people. Viewed as a market town of 8,000, we feel we are very low on public open space and facilities
Village is losing shops but is better served than some.
Transport is a big issue for the village
This survey has been completed with reference to services available in Bures St. Mary as well as Bures Hamlet. The Parish Council hopes that planning permission will be given for the proposed shop unit in order that a convenience store can be provided to
The Post Office has recently closed the 2 nearest branches. Residents must now travel further into Braintree town centre, as they do for all other main services (e.g. health, banking, shopping etc).
The parish will almost double in size as the Priors Green development comes onstream. There is a lack of health care provision in the Parish which will be compounded by the new development. The Parish Council is currently campaigning to deliver healthcare
The parish has been declared an isolated community for the lack of facilities and the lack of transport. Although near to a large town those who cannot or are unable to drive are very isolated.
The Parish has a very poor transport system and I think we would benefit from a community bus as the nearest post office is in Langham and difficult to get to. I think the older generation would reap benefits from this. As a village we have no local ameni
The lack of public or community transport in particular for teenagers and the elderly was highlighted in the survey for our parish plan. Essex County Council seems unable to put up anyone who is interested in addressing this issue together with the bus co
The lack of frequent regular public transport is an issue, together with the lack of a Post Office.
The bus service is very poor and many residents complain (a recent petition has been signed by over 200 people) As there are no shops etc in the village everyone has to go to the nearest town of Rochford which is 2 miles away. Also people wanted to use
The branch GP surgery is closing on 31st March 08 leaving patients with a ten mile

round trip. The future of the village chemist is in doubt because the main surgery has its own chemist. Not sure about the frequency of police/NAP meetings
Some of the services provided i.e. general store are there because of the military involvement within our parish. Should the military leave we will be deprived of a substantial asset
Services in our rural community are in decline. We have just lost our post office & community transport service. Bus service is minimal and does not reach all areas of the 5 combined parishes. Police service is almost non existant. Increased parking const
Service form local Council Poor Service tp Roads Poor, General disinterest of local council to Parish council matters
see attached letter
Residents are able to access many services in nearby Kelvedon, Tiptree, and Colchester, providing they have appropriate transport.
Reference 13b A Pharmacy will be opening in the village within the next few months.
Rayne is a very active community with many organisations, clubs and social events for all ages to join in with. The church is very active as is the Parish Council, the Village Hall Committee and the Primary School.
Post Office is open at time of writing but is currently under threat of closure.
Poor Rubbish Recycling collection cirratic no Policing Poor Response from Highways/ council generally
Police need to attend Parish meetings more often Road cleaning non existant in Parish Parish near to Stanway recycling therefoe always rubbish in hedge rows
Please note that we have two main centres plus two other settlements. School pupil numbers and places are a case for concern; there is no bus service between Totham North and Witham; There is a need for a footway on the busy B1022 between Totham North and
Our Parish has seen thousands of new homes built over the last few years and there have been no Community facilities provided. There is still more development in the pipeline and the only S106 contibution to the community will be ONE Community Centre whi
No
NB whole position of housing under discussion in Uttlesford in Henham
Mistley adjoins Manningtree and Lawford and the three parishes really make up one small town. Services such as GPs, Banks, Supermarket etc are available in the centre which is situated in Manningtree
Lack of government support for rural parishes has led to the erosion of services such as post offices which are under threat still even though ours is currently reprieved. The pub is under severe threat of closure because it is now owned by a property de
I think the survey shows just how few services there are in villages for the amount of rates we pay in comparison to towns.
Good - you could reconise other areas except for clothes hardware and petrol
Generally speaking the deterioration of local services continues although Great Waltham has not suffered greatly the loss of a Post Office/stores and the reduction of the mobile library service have been noticeable changes
FOR SMALL RURAL VILLAGES SUCH AS BELCHAMP WALTER THE ABOVE RESPONSE I WOULD THINK IS TYPICAL. THE POSITIVE RESPONSE TO LUNCH CLUB IS BASED ON A MONTHLY EVENT. THE NEGATIVE RESPONSE TO TRANS. TO
Extremely poor with the amount of elderly within the parish, the Post Office was closed in December 2007 taking away a vital service including a social meeting point for many. Play facilities are owned by the villages and run by volunteers with little out

Despite best efforts of our County and District Councillors the provision of services by Essex CC (eg road repairs) and Uttlesford DC (eg palnning matters is frustratingly inconsisitent, sometimes good, sometimes awful.
Currently looking into funding for Community Broadband Service
Community transport is lacking and needs improving.
Bus Transport doesn't exist evenings and weekends
Bus services do not meet the needs of those who work in London.
Bus service is restricted to one an hour on weekdays and last bus from Chelmsford is too early - 6pm. There is a more reduced service at weekends.
Bus service does not generally link with other connections (ie., trains and buses). Loss of post offices has been a serious blow to community life
Billericay is well served by most services including buses. The recent closure of one of the post offices resulted in a number of letters of objection being sent but to no avail.
As it borders onto Chelmsford and being quite an urban parish, Great Baddow is served very well with shops, communit facilities and businesses. There are concerns about the possible removal of post office facilities but this is proabbaly common across mo
As a large town the services provided are genrally good. There is a definate decline in the number of retail outlets in the town with many smaller owners closing. More take aways and charity shops are present in the High Street.
As a dormitory village the number of services have gradually reduced over the last 40-50 years. We now have a pub, village hall and church.
Affordable housing will be provided as part of the new development at Oakwood Park, along with other facilities such as GP surgery, school, village hall and shops.
Additionally we have a library with computer access on Tuesday p.m. Thursday and Saturday all day. Asked CBC to come to village for open day to bring services to village for morning. There is also a WI Market which is well attending and home made food pro
Yes, a Police Station is required and Essex Police has been asked to provide one. More affordable housing is urgently required and consultations are taking place with Braintree District Council. More flood prevention work is required.

Comments about the survey:

You didn't ask about transport for youth to get to events outside the rural envelope!
Yes, useful. What it might not show up, though, is the long slow decline in local shopping which has gone on over the last twenty or thirty years. In that time this town has gained numerous takeaways and so on, but lost two butchers, an ironmongers, an el
Yes, this is the third Survey I have completed for you in three years. Please do not send any more questionnaires or surveys for at least five years.
We have excluded services available within the boundary of Stansted Airport although technically some of the airport land sits within the parish.
Very Good
This survey really made me think about our village and much scope we have to improve on it.
Surprised there are no questions about schooling. We have a very successful school which also provides an important community focus.
Some questions inapropriate for very Rural Parish
Quite a few of the answers are no - this is because we are a very rural and small parish

consisting of three villages.
Question 11a - recycling facilities. Could be more explicit. Ours are minimal (village school fundraising initiative). Question 21a - police presence. Does this question mean do you see them? Community police officers tell me they do patrol the village
Please note that the Parish Council newsletter is also the parish newsletter and the Parish Council website is also the community's website. Also several residents order groceries online for home delivery. To get to the nearest hospital requires changing
Only that we keep completing surveys but no benefits ever arise from the surveys for rural communities. Focus is always on the urban areas and the rural residents keep being left behind.
No education nor clear about services to public such as insurance accountant, hairdressers estate agents etc not included. No space for shops which have opened. No space for areas of concern.
Nice and easy to fill in!
It would be good to see some local improvement many rural parishes have excellent facilities and viewed as conservation areas, being surrounded by industry it is difficult to reach these standards, any individual advice/assistance would be appreciated
It is difficult to see that the questions as shown and answered will provide little more than a general survey.
I wish you had formatted the boxes so that the text appears at the top of the box - not at the bottom.
I hope you will accept the >5 comment in several of the boxes above - I don't really have the time to go out and count the cash machines etc.
I found I couldn't type what I wanted to in some of the boxes.
I am not sure that many of the questions are relevant to a large town.
Hopefully it will provide some information that will enable more to be done in a focused way on the most common issues for rural parishes.
GOOD TO DO IT ELECTRONICALLY
Easy to use and nice to see an outside interest.
Easy to complete
Chelmsford Council Went against their own policies and closed the pub, nearest 1 8 miles
Although the village is isolated it is a very social village with many residents acting as helpers or support. There are a large number of activities, all run or organised by Farnham residents. It is a quiet, rural village but has a massive threat from
A great many areas are covered within the survey and I imagine some of the responses you get from the villages will be very interesting.
A good thing, if it means rural services could improve.
1. There are no questions re population figures. We have seen a considerable increase from approximately 8,000 to 10,000 in the last three years.
2. The form could be more user friendly
ensure the continuing viability of the village.

Appendix Two : The Survey Questionnaire

Rural Services Questionnaire 2008

It would be helpful if you could complete this questionnaire on screen. Please save the completed file using the parish name as the file name; attach to an email and return to the Rural Community Council of Essex. See email address at the end of the questionnaire. If you have any questions, please telephone: 0844 477 3938

Please enter a X in the appropriate boxes or a number if indicated. Some boxes contain additional instructions (marked by a small triangle in the top right hand corner). These can be seen when the cursor moves over the box.

*******All questions refer specifically to your Parish.*******

*******Please include facilities regardless of where they are in the Parish.*******

Name of Parish:

Section 1: Shops and other Services

- | | | | | |
|----|--|-----|----|------------|
| 1a | Is there a Post Office in the parish? | Yes | No | Don't know |
| 1b | If YES, where is it?
within a shop
within a village hall
within a pub
PO is main or only service offered
Other location, please state | | | |
| 1c | How many days each week is it open? | | | Don't know |

1d	Have any Post Offices closed over the last 5 years?	Yes	No	Don't know
1e	If no PO, how far is the nearest from approx. centre of parish?	Miles		
2a	Is there at least one Post Box?	Yes	No	Don't know
2b	Have any Post Boxes been removed in the last 5 years?	Yes	No	Don't know
3a	Is there at least one working telephone box?	Yes	No	Don't know
3b	Have any tel. boxes been removed/decommissioned in the last 5 years?	Yes	No	Don't know
4a	How many permanent shops are there?			
4b	Please list the shops e.g. general store; baker; petrol station			

4c Please indicate with a cross the services provided by these shops

- General goods
- Cash Back
- Bread
- Fresh Meat
- Fresh fish
- Fresh vegetables & fruit
- Frozen foods
- Ready meals
- Cleaning and washing materials
- Newspapers

		Car repairs	Petrol/diesel	Beer/wine etc.
4d	Have any shops closed over the last 5 years?	Yes	No	Don't know
4e	Which type of shop have closed (e.g. baker) Please state			
4f	Are any shops currently under threat of closure? Which types?			
5a	Do any mobile shops/retail services visit? <i>Either put 'x' in the 'YES' box or enter the number of visits each month if known.</i>			
	Milk & dairy delivery	Yes	No	Don't know
	Fresh fruit and vegetables	Yes	No	Don't know
	Baker	Yes	No	Don't know
	Butcher	Yes	No	Don't know
	Fishmonger	Yes	No	Don't know
	General goods	Yes	No	Don't know
	Other	Yes	No	Don't know
5b	Are any door to door deliveries available in the parish?			
	Milk	Yes	No	Don't know
	Bread	Yes	No	Don't know
	Newspapers	Yes	No	Don't know
	General supermarket deliveries	Yes	No	Don't know
	Other - please state			
6a	Are any markets held in the parish?			
	General market	Yes	No	Don't know
	Farmers' market	Yes	No	Don't know

7a	How many food and drink outlets are there?			
	Public House - serving hot food	Yes	No	Don't know
	Public House - not serving hot food	Yes	No	Don't know
	Hotels	Yes	No	Don't know
	Cafes/restaurants	Yes	No	Don't know
	Takeaways	Yes	No	Don't know
	Other - e.g. café within a general store or farm shop	Yes	No	Don't know
7b	Are any Public Houses currently under threat of closure?	Yes	No	Don't know
7c	Have any Public Houses closed within the last 5 years? How many?	Yes	No	Don't know
8a	Are there any banking facilities?			
	Bank/Building Society	Yes	No	Don't know
	Cashpoint/ATM	Yes	No	Don't know
8b	Is there a charge for using the cashpoint/ATM?	Yes	No	Don't know
8c	Where is it located? Please state.			
9a	Is there a Paypoint facility in the parish?	Yes	No	Don't know
	<i>Note: Paypoint is a facility for the payment of household bills, mobile top-ups and for cash withdrawals from in-store LINK cash dispensers.</i>			
10a	Does the parish have a regular Council recycling collection service for:			
	<i>Either put 'x' in the 'YES' box or enter the number of collections each month if known.</i>			
	Paper	Yes	No	Don't know
	Card	Yes	No	Don't know
	Plastics	Yes	No	Don't know
	Tins	Yes	No	Don't know
	Glass	Yes	No	Don't know
	Garden Waste	Yes	No	Don't know
11a	Are there recycling facilities within the parish?	Yes	No	Don't know

Are these within easy walking distance of the main settlement?

Yes

No

Don't know

Section 2: Medical and Care Facilities

12a Are any of the following health services available in the parish?

GP's surgery

Yes

No

Don't know

Part-time surgery run by visiting GP

Yes

No

Don't know

Opticians

Yes

No

Don't know

Community Hospital

Yes

No

Don't know

Chiropodist (including mobile service)

Yes

No

Don't know

Dental surgery

Yes

No

Don't know

12b If some or all of the above are not available, how far to the nearest:

GP surgery

Miles

Dental surgery

Miles

Opticians

Miles

Community Hospital

Miles

Accident and Emergency Unit

Miles

13a Is there a Pharmacy or prescription service?

Pharmacy - at GP surgery

Yes

No

Don't know

Pharmacy - elsewhere in the Parish

Yes

No

Don't know

Prescription delivery service - run by pharmacy

Yes

No

Don't know

Prescription delivery service - run by volunteers

Yes

No

Don't know

13b If no Pharmacy, how far is the nearest from approx. the parish centre?

Miles

14a Are there any residential homes or care facilities in the parish?

Residential Home - mainly for the elderly

Yes

No

Local authority
run

Residential Home - mainly for learning/physical difficulties

Yes

No

Local authority
run

Sheltered Housing

Yes

No

Local authority
run

Day Care Centre

Yes

No

Local authority
run

Lunch Club

Yes

No

Local authority

Section 3: Places of Worship

- 15a How many recognised places of worship are there in the parish?
 Church
 Chapel
 Other - please state

Section 4: Communication and Information Services

- 16a Which of the following information services are available?
- | | | | |
|--|-----|----|------------|
| Parish Council Newsletter | Yes | No | Don't know |
| Village News Letter | Yes | No | Don't know |
| Public Notice Board with village information | Yes | No | Don't know |
| Parish Council Website | Yes | No | Don't know |
| Village Website | Yes | No | Don't know |
| Public computer/internet facilities | Yes | No | Don't know |
| Other - please state | | | |

Section 5: Recreation and Social Facilities

- 17a Are there any of the following meeting places:
- | | | | |
|---|-----|----|------------|
| Village Hall | Yes | No | Don't know |
| Church Hall | Yes | No | Don't know |
| Social Club | Yes | No | Don't know |
| School Hall available for public events | Yes | No | Don't know |
| Other - please state | | | |
- 18a Does the parish have any of the following amenities:
- | | | | |
|--|-----|----|------------|
| Sports Field | Yes | No | Don't know |
| Village Green/public open space | Yes | No | Don't know |
| Hard surface play area (e.g. tennis/netball court) | Yes | No | Don't know |
| Public swimming pool | Yes | No | Don't know |
| Children's play area | Yes | No | Don't know |
| Sports Club/s | Yes | No | Don't know |

Skate ramp
Allotments

Yes No Don't know
Yes No Don't know

19a Does the parish have any of the following organisations:

Youth organisations (e.g. scouts, youth club)
Senior Citizens' Club (excluding lunch club)

Yes No Don't know
Yes No Don't know

Other organisations - please state (if necessary, enter more than one in each box)

Section 6: Transport

20a If not available in your Parish, is there a practical return service by public transport to:

Post Office
General Practitioner
Hospital
Pharmacy
Shop selling groceries

Yes No Don't know
Yes No Don't know
Yes No Don't know
Yes No Don't know
Yes No Don't know

20b Is the parish served by any community transport:

Dial-a-ride (either bus or car)
Community Minibus
Car sharing scheme
Community car scheme
Other - please state

Yes No Don't know
Yes No Don't know
Yes No Don't know
Yes No Don't know

20c Are either of the following in operation:

Safer routes to school
Walking buses

Yes No Don't know
Yes No Don't know

20d	Are there any designated cycle routes in the Parish?	Yes	No	Don't know
-----	--	-----	----	------------

Section 7: Crime Prevention

21a	Is there a Police presence in the parish?	Yes	No	Don't know
-----	---	-----	----	------------

21b	If 'Yes', which of the following apply:			
	Police Station - permanently staffed	Yes	No	Don't know
	Police Station - not permanently staffed	Yes	No	Don't know
	Mobile Police Office	Yes	No	Don't know
	Neighbourhood Police Officer	Yes	No	Don't know
	Police Community Support Officer (PCSO)	Yes	No	Don't know
	Special Constable	Yes	No	Don't know
	Community Warden	Yes	No	Don't know

If policing has been discussed at a recent Parish Council meeting, please answer the next two questions:

21c	Since the launch of the 'Neighbourhood Policing' initiative in April 2006, has the police presence in your parish (including PCSOs):			
	<i>Improved</i>			
	<i>Remained the same</i>			
	<i>Declined</i>			
	<i>Don't know</i>			

21d	Has the standard of service of policing in your parish:			
	<i>Improved</i>			
	<i>Remained the same</i>			
	<i>Declined</i>			
	<i>Don't know</i>			

21e	Are consultation meetings with the Police held in your parish:	Yes	No	Don't know
-----	--	-----	----	------------

21f	If 'No' to Q21e, are they held in a nearby parish, to which you are invited?	Yes	No	Don't know
-----	--	-----	----	------------

21g	Are there any 'Neighbourhood Watch' areas in the parish?	Yes	No	Don't know
-----	--	-----	----	------------

21h	Do you have a Neighbourhood Action Panel?	Yes	No	Don't know
-----	---	-----	----	------------

Section 8: Community consultations and Planning Policy

Have any of the following reviews and consultations been completed within the last three years:

22a	Parish Plan/Village Appraisal	Yes	No	In progress
	Town/village Design Statement	Yes	No	In progress
	Market Town Health check	Yes	No	In progress
	Local Housing Needs Survey	Yes	No	In progress
	Local Development Framework (LDF)	Yes	No	In progress
	Other - please state			

22b	If 'No' to any of these, have they been considered?	Yes	No	Don't know
-----	---	-----	----	------------

22c	If 'No' to 22b, please could you comment on why there is no interest?			
-----	---	--	--	--

23a	Is there an 'affordable housing' development in the parish?	Yes	No	Don't know
-----	---	-----	----	------------

23b	Are there any proposals for 'affordable housing' development?	Yes	No	Don't know
-----	---	-----	----	------------

Section 9: Other comments

24a Do you have any comments about the provision of services in the Parish?

24b Do you have any comments about this survey?

Thank you for taking the time to complete this survey. It will help partner organisations, in membership of the Essex Rural Partnership, better to understand the availability of services and facilities in rural Essex. Compared with previous and future surveys, it will show how rural areas are changing and what support is required.

The analysed results will be published and made available on the Essex Rural Partnership Web site.

<http://www.essexruralpartnership.org.uk>

Please save this file (using the parish name as the file name) and email as an attachment to:

info@essexruralpartnership.org.uk

Appendix Three : Responses

Parishes responding:

To be added

Parishes not responding:

To be added
